

# Transoms

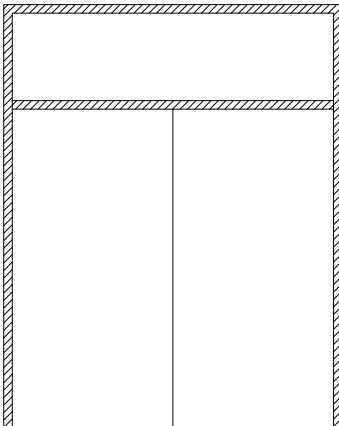
Information Bulletin #413



Eggers Industries

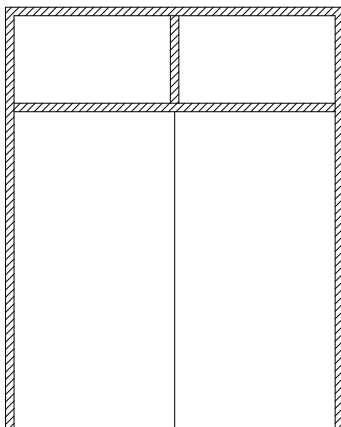
Date: January, 2013

## Labeling:



### Pair doors with a full-width transom, separated by a transom bar:

1. Doors may be rated 45 thru 90 minutes. Transom can be construction tagged but not labeled.
2. 20-Minute full width transom can be labeled by UL only with or without a transom bar also can be rabbetted.
3. Available in neutral pressure or positive pressure Cat A or Cat B.



### Pair doors with a split transom; doors and transoms separated by a transom bar:

1. Both the doors and transoms may be labeled for 20 thru 90 minutes.
2. Available in neutral pressure or positive pressure Cat A or Cat B.



www.eggersondustries.com  
sales@eggersondustries.com

Stile and Rail Doors,  
Door Frames, Plywood  
Veneered Components

Two Rivers Division  
One Eggers Drive  
Two Rivers, WI 54241  
Phone: 920.793.1351  
Fax: 920.793.2958

Flush Doors

Neenah Division  
164 North Lake Street  
Neenah, WI 54956  
Phone: 920.722.6444  
Fax: 920.722.0357

Architectural Veneer Faces,  
Custom Wood Products,  
Plywood

Kentucky Division  
2125 Lake Jericho Road  
Smithfield, KY 40068  
Phone: 502.845.0154  
Fax: 502.849.0444


**Transoms**  
Information Bulletin #413



Eggers Industries


**Date: January, 2013**

**Labeling (cont):**



Single door and transom separated by a transom bar:

1. Both the doors and transoms may be labeled for 20 thru 90 minutes.
2. Available in neutral pressure or positive pressure Cat A or Cat B.



Rabbeted single door and transom:

1. Both the doors and transoms may be labeled for 20 thru 90 minutes.
2. Available in neutral pressure or positive pressure Cat A or Cat B.
3. When closer will be attached to the transom, refer to Info Bulletin 420 for blocking requirements. Refer to installation section below for special requirements.



**Eggers  
Industries**

www.eggersindustries.com  
sales@eggersindustries.com

Stile and Rail Doors,  
Door Frames, Plywood  
Veneered Components

Two Rivers Division  
One Eggers Drive  
Two Rivers, WI 54241  
Phone: 920.793.1351  
Fax: 920.793.2958

Flush Doors

Neenah Division  
164 North Lake Street  
Neenah, WI 54956  
Phone: 920.722.6444  
Fax: 920.722.0357

Architectural Veneer Faces,  
Custom Wood Products,  
Plywood

Kentucky Division  
2125 Lake Jericho Road  
Smithfield, KY 40068  
Phone: 502.845.0154  
Fax: 502.849.0444

# Transoms

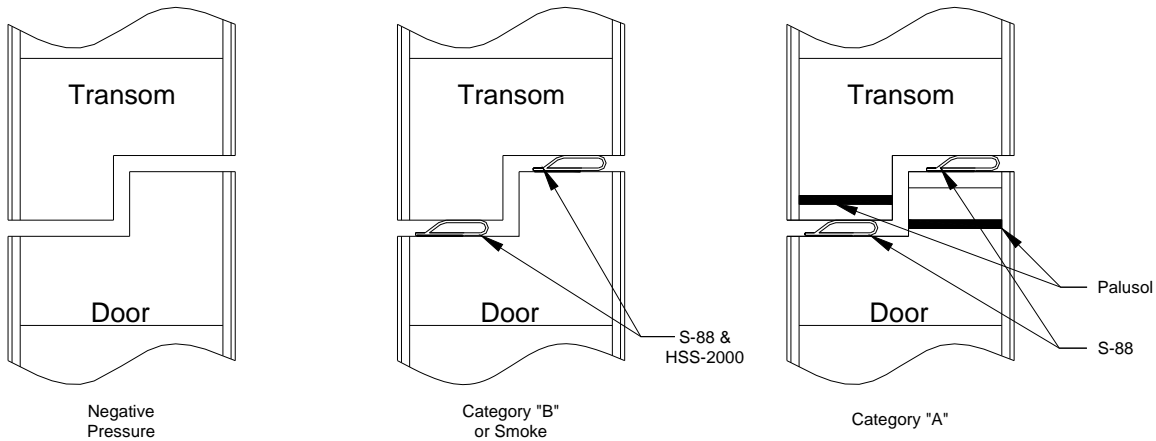
## Information Bulletin #413



Eggers Industries

Date: January, 2013

### Gasketing:



### Clearances:

	+ Pressure (A or B)	Non-Rated and Neutral Pressure
Transom with Transom Bar	1/4" width, 1/4" height	1/8" width, 1/8" height
Flat Cut Transom no Transom Bar	1/4" width, 1/8" height*	1/8" width, 1/16" height*
Rabbetted Cut Transom no Transom Bar	1/4" width, 1/8" height* (plus 1/2" for the rabbet)	1/8" width, 1/16" height* (plus 1/2" for the rabbet)

\*The height clearance is for the transom to frame, the clearance between the door and transom are accounted for in the door trimming.



www.eggiersindustries.com  
sales@eggiersindustries.com

Stile and Rail Doors,  
Door Frames, Plywood  
Veneered Components

Two Rivers Division  
One Eggers Drive  
Two Rivers, WI 54241  
Phone: 920.793.1351  
Fax: 920.793.2958

Flush Doors

Neenah Division  
164 North Lake Street  
Neenah, WI 54956  
Phone: 920.722.6444  
Fax: 920.722.0357

Architectural Veneer Faces,  
Custom Wood Products,  
Plywood

Kentucky Division  
2125 Lake Jericho Road  
Smithfield, KY 40068  
Phone: 502.845.0154  
Fax: 502.849.0444

# Transoms

Information Bulletin #413



Eggers Industries

Date: January, 2013

## Installation:

Transoms are typically secured in the frame by using spring-bolts or frame stops secured to the frame after the transom is installed. For labeled applications spring bolts require a metal pin (with or without a plastic covering). When closer is attached to the transom frame stops are required on both faces of the transom for warranty; spring-bolts are not adequate for operational forces.

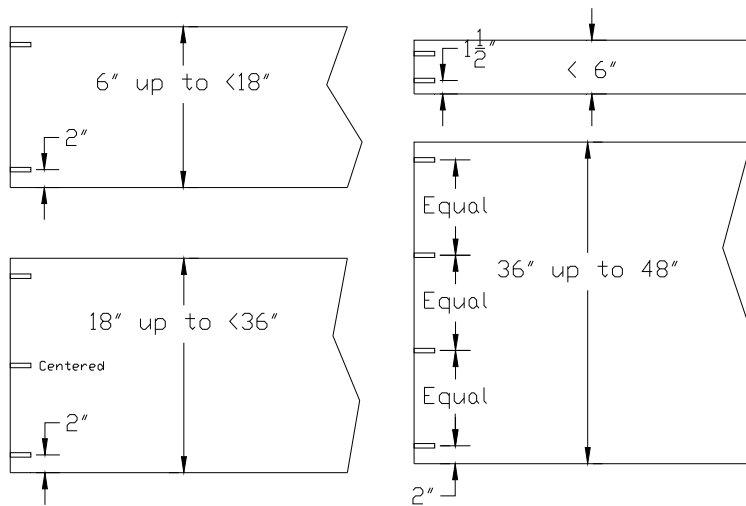
Where spring-bolts are used they are installed in the vertical edges of the panels with :

Panels up to 18" having 2 bolts per side

Panels up to 36" having 3 bolts per side

Panels up to 48" having 4 bolts per side

## Standard Springbolt Locations



Stile and Rail Doors,  
Door Frames, Plywood  
Veneered Components

Two Rivers Division  
One Eggers Drive  
Two Rivers, WI 54241  
Phone: 920.793.1351  
Fax: 920.793.2958

Flush Doors

Neenah Division  
164 North Lake Street  
Neenah, WI 54956  
Phone: 920.722.6444  
Fax: 920.722.0357

Architectural Veneer Faces,  
Custom Wood Products,  
Plywood

Kentucky Division  
2125 Lake Jericho Road  
Smithfield, KY 40068  
Phone: 502.845.0154  
Fax: 502.849.0444

# Transoms

Information Bulletin #413



Eggers Industries

Date: January, 2013

## Lites in Labeled Transoms

1. Available with UL labels only for 20-90 minutes.
2. 20-minute transoms must have 5" from edge of door to edge of cutout.
3. 45, 60, 90 minute transoms must have 5 1/2" from cutout to edge of door.
4. You could have multiple lites but margins must be adhered to.
5. Maximum height and square inches must be adhered to.
6. Any lite kit wood beads, veneered label beads, MVP's can be used with the same restrictions as in doors.

## Applied Molding on Labeled Transoms:

1. Available with UL only for 20-90 minutes.
2. Untreated wood 1 1/2" high maximum x 6" wide maximum x varying lengths.
3. No maximum area of coverage.
4. If the transom has lites, the molding can cover the bead. In this case the transoms would be required to be factory glazed.



Stile and Rail Doors,  
Door Frames, Plywood  
Veneered Components

Two Rivers Division  
One Eggers Drive  
Two Rivers, WI 54241  
Phone: 920.793.1351  
Fax: 920.793.2958

Flush Doors

Neenah Division  
164 North Lake Street  
Neenah, WI 54956  
Phone: 920.722.6444  
Fax: 920.722.0357

Architectural Veneer Faces,  
Custom Wood Products,  
Plywood

Kentucky Division  
2125 Lake Jericho Road  
Smithfield, KY 40068  
Phone: 502.845.0154  
Fax: 502.849.0444