


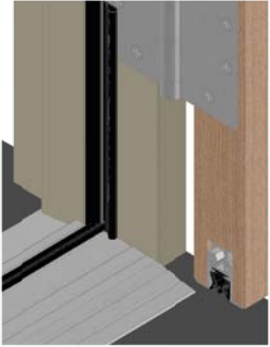






SOUNDWOOD GASKET SYSTEMS

Information Bulletin 464



Eggers Industries

Date: May, 2014

Gasket System	Description	Top View	Bottom View
<p>A</p>	<ul style="list-style-type: none"> ▪ Double row Pemko S-88 adhesive gasketing ▪ Pemko 434 automatic door bottom ▪ Pemko 2005 raised threshold <p>Required Undercut – ½”</p>		
<p>B</p>	<ul style="list-style-type: none"> ▪ Double row Pemko S-88 adhesive gasketing ▪ Pemko 434 automatic door bottom <p>Required Undercut – ¼”</p>		
<p>C</p>	<ul style="list-style-type: none"> ▪ Double row Pemko S-88 adhesive gasketing ▪ Pemko 234 door shoe ▪ Pemko 2005 raised threshold <p>Required Undercut – 3/8”</p>		
<p>I</p>	<ul style="list-style-type: none"> ▪ Double row Pemko S-88 adhesive gasketing ▪ Zero 369 automatic door bottom <p>Required Undercut – 5/8”</p>		

SOUNDWOOD GASKET SYSTEMS

Information Bulletin 464



Eggers Industries

Date: May, 2014

<p>K</p>	<ul style="list-style-type: none"> ▪ Double row Pemko S-88 adhesive gasketing and pad¹ on frame ▪ Zero 369 automatic door bottom <p>¹ Eggers used a ¼" adhesive-backed foam pad.</p>		
	<p>Pemko S-1125 (proprietary) adhesive gasketing on each meeting edge</p> <p>Required Undercut – 5/8"</p>		
<p>M</p>	<ul style="list-style-type: none"> ▪ Double row Pemko S-88 adhesive gasketing ▪ Pemko 234 door shoe ▪ ¼" flat smooth threshold (i.e. Pemko 151) <p>Required Undercut – 3/8"</p>		

SOUNDWOOD GASKET SYSTEMS

Information Bulletin 464



Eggers Industries

Date: May, 2014

<p>N</p>	<ul style="list-style-type: none"> ▪ DHSI 105 – “Cush ‘N’ Seal” ▪ DHSI AMDB3-3 - Adjustable Mortise Door Bottom ▪ DHSI DP - Decibel Plug <p>Required Undercut – 1/4” to 3/8”</p>		
<p>O</p>	<ul style="list-style-type: none"> ▪ Pemko 773 adhesive gasketing ▪ Pemko 234 door shoe ▪ 1/4” flat smooth threshold (i.e. Pemko 151) <p>Required Undercut – 3/8”</p>		
<p>P</p>	<ul style="list-style-type: none"> ▪ DHSI 105 – “Cush ‘N’ Seal” ▪ DHSI SA – Self Adhesive Surface Astagal ▪ DHSI CS - Cap Sweep Door Bottom ▪ DHSI DP- Decibel Plug <p>Required Undercut – 3/8”</p>		
<p>Q</p>	<ul style="list-style-type: none"> ▪ DHSI 105 – “Cush ‘N’ Seal” ▪ Pemko 2005 raised threshold <p>Required Undercut – 3/8”</p>		

SOUNDWOOD GASKET SYSTEMS

Information Bulletin 464



Eggers Industries

Date: May, 2014

<p>R</p>	<ul style="list-style-type: none"> ▪ Zero 119W bronze cushion spring ▪ Zero 8145S adhesive door seal ▪ Zero 369 automatic door bottom 		
<p>Required Undercut – 5/8"</p>			
<p>S</p>	<ul style="list-style-type: none"> ▪ Pemko 2008STCxQ380 raised threshold ▪ Pemko S44 adhesive gasketing ▪ Pemko 312_R perimeter gasketing 		
<p>Required Undercut – 3/8"</p>			
<p>T</p>	<ul style="list-style-type: none"> ▪ Pemko 2008STCxQ380 raised threshold ▪ Pemko S773 adhesive gasketing ▪ Pemko S44 adhesive gasketing 		
<p>Required Undercut – 3/8"</p>			
<p>U</p>	<ul style="list-style-type: none"> ▪ Pemko PDB411 automatic door bottom ▪ Pemko S773 adhesive gasketing ▪ Pemko S44 adhesive gasketing ▪ Pemko ACP112 acoustic corner pad 		
<p>Required Undercut – 3/8" (1/4" – 1/2")</p>			

SOUNDWOOD GASKET SYSTEMS
Information Bulletin 464



Eggers Industries

Date: May, 2014

Please Note -

Eggers standard offering for the Pemko 434 is the ARL seal and for the Pemko 2005 is the AT seal.

DHSI DP – Decibel Plugs

DP .375 (3/8”) – Solid Wood Edge Option (SWE)

DP .250 (1/4”) – Full width mortise

Please see www.dhsi-seal.com for more information on DHSI seals and gaskets.



Stile and Rail Doors,
Door Frames, Plywood
Veneered Components

Two Rivers Division
One Eggers Drive
Two Rivers, WI 54241
Phone: 920.793.1351
Fax: 920.793.2958

Flush Doors

Neenah Division
164 North Lake Street
Neenah, WI 54956
Phone: 920.722.6444
Fax: 920.722.0357

Architectural Veneer Faces,
Custom Wood Products,
Plywood

Kentucky Division
2125 Lake Jericho Road
Smithfield, KY 40068
Phone: 502.845.0154
Fax: 502.849.0444